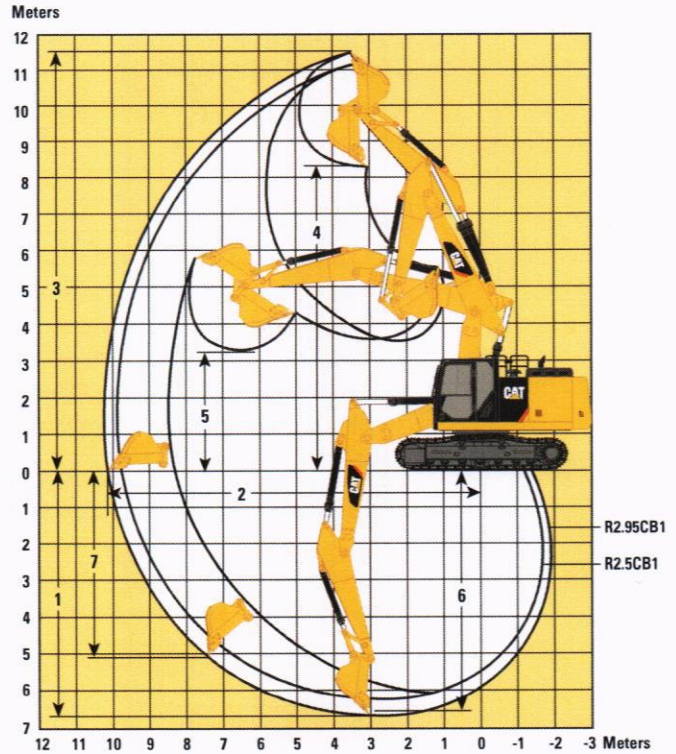
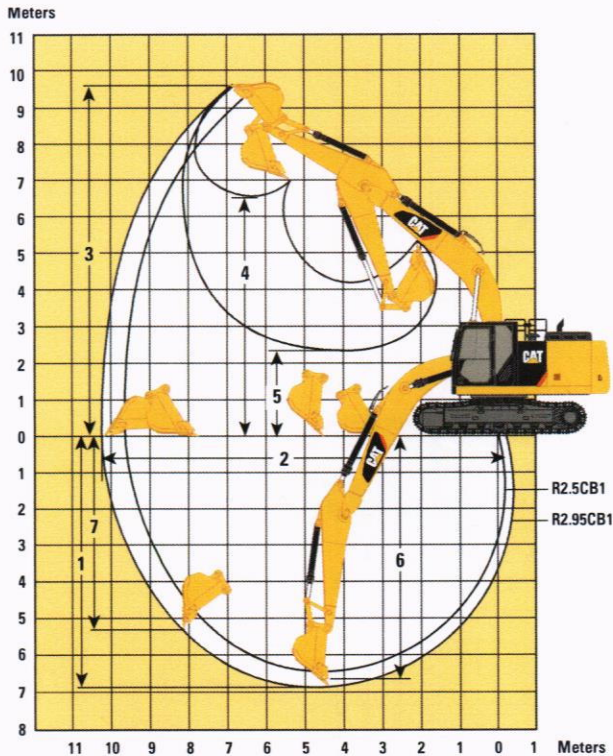


326F L/F LN Hydraulic Excavator Specifications

Working Ranges

All dimensions are approximate.



Boom Options

Stick Options

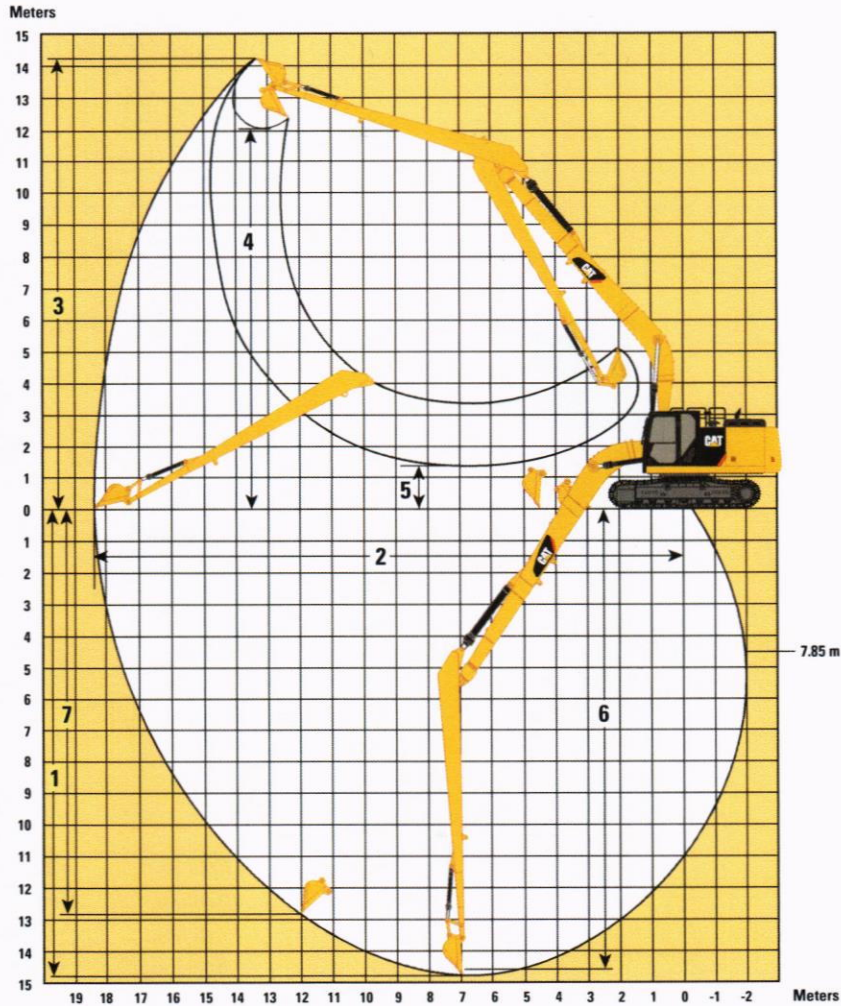
	Reach Boom 5.9 m		Variable Angle Boom (2.8 m Stub + 3.3 m Fore)	
	R2.95CB1	R2.5CB1	R2.95CB1	R2.5CB1
1 Maximum Digging Depth	6810 mm	6360 mm	6690 mm	6250 mm
2 Maximum Reach at Ground Level	10 110 mm	9690 mm	10 330 mm	9920 mm
3 Maximum Cutting Height	9690 mm	9490 mm	11 600 mm	11 260 mm
4 Maximum Loading Height	7450 mm	6440 mm	8320 mm	7980 mm
5 Minimum Loading Height	2410 mm	2860 mm	3320 mm	3890 mm
6 Maximum Depth Cut for 2440 mm Level Bottom	6640 mm	6160 mm	6590 mm	6150 mm
7 Maximum Vertical Wall Digging Depth	5300 mm	4870 mm	5100 mm	4680 mm
Bucket Type	HD	HD	HD	HD
Tip Radius	1650 mm	1650 mm	1650 mm	1650 mm
Stick Force (ISO)	121 kN	141 kN	—	—
Bucket Force (ISO)	166 kN	166 kN	—	—

Dimensions may vary depending on bucket selection.

326F L/F LN Hydraulic Excavator Specifications

Working Ranges

All dimensions are approximate.



Boom Options

Super Long Reach Boom
10.2 m

Stick Options

Super Long Reach Stick 7.85 m

1 Maximum Digging Depth	14 730 mm
2 Maximum Reach at Ground Level	18 430 mm
3 Maximum Cutting Height	14 260 mm
4 Maximum Loading Height	12 030 mm
5 Minimum Loading Height	1370 mm
6 Maximum Depth Cut for 2440 mm Level Bottom	14 640 mm
7 Maximum Vertical Wall Digging Depth	12 800 mm

Bucket Type

GD

Capacity

0.53 m³

Tip Radius

1225 mm

Dimensions may vary depending on bucket selection.